

Admissions Self-Service Setup

Review General Web Controls

1. Web Rules in Web Tailor
2. GOAADRL – Address Permissions

Define Validation Forms

1. STVAPLS – EDI Application Source Code Validation

Code	Description	Active Ind	System Required	Activity Date
EDI	Electronic Data Interchange	<input checked="" type="checkbox"/>	<input checked="" type="checkbox"/>	27-FEB-1996
WEB	World Wide Web	<input checked="" type="checkbox"/>	<input checked="" type="checkbox"/>	13-MAR-1996

2. STVASTA – Application Verification Steps

Code	Description	Active Ind	Priority	Pers Ind	Appl Ind	Load Ind	Activity Date
CAPC	Capacity Verification	<input type="checkbox"/>	1	<input type="checkbox"/>	<input type="checkbox"/>	<input type="checkbox"/>	13-MAR-2012
IDVR	ID Verification	<input checked="" type="checkbox"/>	1	<input checked="" type="checkbox"/>	<input type="checkbox"/>	<input checked="" type="checkbox"/>	27-MAR-1996

3. STVWSCT – Web Application Section Validation Form

Section Code	Description	Sys Req	Image	Activity Date
ACTIVITIES	Activities	<input checked="" type="checkbox"/>	StuWebInfoball	22-APR-1996
Procedure: bwsksact.P_DisAppActivities				
ADD	Additional Information	<input checked="" type="checkbox"/>	StuWebInfoball	13-FEB-2012
Procedure: bwskaudf.P_DisAppUserDef				
ADDITIONAL	Additional Information	<input checked="" type="checkbox"/>	StuWebInfoball	22-APR-1996
Procedure: bwskaudf.P_DisAppUserDef				

4. STVWSCF – Web Application Elements Validation

Element Code	Description	System Required	Web Section	Activity Date
ACTIVITY	Activity	<input checked="" type="checkbox"/>	ACTIVITIES	11-FEB-2003
ADDR1_CITY	City	<input checked="" type="checkbox"/>	ADDR2	13-FEB-2012
ADDR2_CITY	City	<input checked="" type="checkbox"/>	ADDR2	11-FEB-2003
ADDR2_COUNTY	County	<input checked="" type="checkbox"/>	ADDR2	11-FEB-2003
ADDR2_HOUSE_NUMBER	House Number	<input checked="" type="checkbox"/>	ADDR2	13-FEB-2010
ADDR2_INTL_ACCESS	International Access	<input checked="" type="checkbox"/>	ADDR2	11-FEB-2003
ADDR2_NATION	Country	<input checked="" type="checkbox"/>	ADDR2	11-FEB-2003
ADDR2_PHONE_CTRY_COD	Phone Country Code	<input checked="" type="checkbox"/>	ADDR2	13-FEB-2010

5. STVWAPP – Application Type Code Validation

a. Create New → T1 = New Student

Code	Description	Level	Student Type	Admission Type	Web Indicator	System Required	Activity Date
00	Default Example-All Sections	01	B	01	<input type="checkbox"/>	<input checked="" type="checkbox"/>	19-MAR-1996
W1	First Time College	UG	N	N	<input checked="" type="checkbox"/>	<input checked="" type="checkbox"/>	02-NOV-2011
W2	Transfer	UG	T	T	<input checked="" type="checkbox"/>	<input checked="" type="checkbox"/>	02-NOV-2011
W3	Internatnl Undergrad Freshman	UG	N	N	<input type="checkbox"/>	<input checked="" type="checkbox"/>	02-NOV-2011
W4	Internatnl Undergrad Transfer	UG	T	T	<input type="checkbox"/>	<input checked="" type="checkbox"/>	02-NOV-2011
W5	Graduate Studies	02	G	01	<input type="checkbox"/>	<input checked="" type="checkbox"/>	06-OCT-1999
W6	Internatnl Graduate Studies	02	G	06	<input type="checkbox"/>	<input checked="" type="checkbox"/>	06-OCT-1999
W7	Continuing Ed, Non-Degree	CU	X	X	<input type="checkbox"/>	<input checked="" type="checkbox"/>	02-NOV-2011
T1	New Student	UG	N	N	<input checked="" type="checkbox"/>	<input checked="" type="checkbox"/>	13-SEP-2016

Several application types are delivered with the Banner Student Self-Service system:

- Default Example - All Sections (00)
- Undergraduate Freshman (W1)
- Undergraduate Transfer (W2)
- International Undergraduate Freshman (W3)
- International Undergraduate Transfer (W4)
- Graduate Studies (W5)
- International Graduate Studies (W6)
- Continuing Education, Non Degree (W7)

6. STVEGRP – EDI Rule Group Validation

Code	Description	System Required	Activity Date
ACHR	AMCAS Course Summaries	<input checked="" type="checkbox"/>	12-FEB-2003
ADDR	Address Source Rules	<input checked="" type="checkbox"/>	18-DEC-1997
ADMS	Admission Rules	<input checked="" type="checkbox"/>	18-DEC-1997
AGPA	AMCAS GPA Types	<input checked="" type="checkbox"/>	12-FEB-2003
ATST	AMCAS Test Codes	<input checked="" type="checkbox"/>	12-FEB-2003

7. STVXLBL – EDI Verification Label Validation

EDI Label Code	Description	System Required	Activity Date
AGEVERFY	Age Verification Codes	<input checked="" type="checkbox"/>	11-FEB-2003
ASESSLVL	XML Import StudentLevelCode	<input checked="" type="checkbox"/>	09-FEB-2007
CNTYRURL	County Rural Indicators	<input checked="" type="checkbox"/>	11-FEB-2003
CRDBASIS	XML CourseCreditBasis to EDI	<input checked="" type="checkbox"/>	09-FEB-2007
CRDLEVEL	XML CourseCreditLevel	<input checked="" type="checkbox"/>	09-FEB-2007
CRDUNIT	XML CourseCreditUnits to EDI	<input checked="" type="checkbox"/>	09-FEB-2007

Set Web Display Indicator on Validation Forms

1. STVADMR – Admission Request Checklist Code Validation

Request Code	Description	Cross Reference Table Name	Web Indicator	Voice Response Eligibility Indicator	Voice Response Message Number	Activity Date
ACT	ACT/SAT Test Scores	STVTESS	<input checked="" type="checkbox"/>	<input type="checkbox"/>		06-OCT-1999
APPL	Application	STVTESS	<input checked="" type="checkbox"/>	<input type="checkbox"/>		09-FEB-2001
C%	College Transcript	STVSBSGI	<input checked="" type="checkbox"/>	<input type="checkbox"/>		22-MAY-2012
CANC	Cancelled Not Attending		<input type="checkbox"/>	<input type="checkbox"/>		23-JUL-2014
CLS1	Closed School 1	STVSBSGI	<input checked="" type="checkbox"/>	<input type="checkbox"/>		12-JUN-2013
CLS2	Closed School 2	STVSBSGI	<input checked="" type="checkbox"/>	<input type="checkbox"/>		12-JUN-2013
CO10	College Transcript	STVSBSGI	<input checked="" type="checkbox"/>	<input type="checkbox"/>		16-JUN-2011
CO11	College Transcript	STVSBSGI	<input checked="" type="checkbox"/>	<input type="checkbox"/>		16-JUN-2011
COL%	College Transcript	STVSBSGI	<input checked="" type="checkbox"/>	<input type="checkbox"/>		21-MAY-2012
COL1	College Transcript	STVSBSGI	<input checked="" type="checkbox"/>	<input type="checkbox"/>		02-NOV-2011

2. STVAPST - Admission Application Status Code Validation

Code	Description	VR Msg	System Required	Web Ind	Activity Date
A	Application received		<input checked="" type="checkbox"/>	<input checked="" type="checkbox"/>	02-NOV-2011
C	Complete ready for review		<input checked="" type="checkbox"/>	<input checked="" type="checkbox"/>	06-OCT-1999
D	Decision Made		<input checked="" type="checkbox"/>	<input checked="" type="checkbox"/>	06-OCT-1999
I	Incomplete items outstanding		<input checked="" type="checkbox"/>	<input checked="" type="checkbox"/>	06-OCT-1999

3. STVAPDC - Admission Application Decision Code Validation Form

Decision Code	Description	Significant Decision	Institution Acceptance	Applicant Acceptance	Inactive Application	Institution Rejection	Display On Web	Voice Response Eligible	Voice Response Message	Activity Date
AC	Accepted	<input checked="" type="checkbox"/>	<input checked="" type="checkbox"/>	<input checked="" type="checkbox"/>	<input type="checkbox"/>	<input type="checkbox"/>	<input checked="" type="checkbox"/>	<input type="checkbox"/>		09-NOV-2011
	Curriculum Status:									
PR	Provisionally Accepted	<input type="checkbox"/>	<input checked="" type="checkbox"/>	<input checked="" type="checkbox"/>	<input type="checkbox"/>	<input type="checkbox"/>	<input checked="" type="checkbox"/>	<input type="checkbox"/>		09-NOV-2011
	Curriculum Status:									
RJ	Rejected	<input checked="" type="checkbox"/>	<input type="checkbox"/>	<input type="checkbox"/>	<input type="checkbox"/>	<input checked="" type="checkbox"/>	<input checked="" type="checkbox"/>	<input type="checkbox"/>		09-NOV-2011
	Curriculum Status:									

Define User Questions

1. SAAWUDQ – Web User Defined Questions
 - a. Application Sections can have up to 10 user-defined questions
 - b. Additional Information Section can have up to 20 user-defined questions
 - c. Questions and Answers can be up to 2,000 characters
 - d. Answers can be Yes/No instead of a text box
 - e. Essay Question can be 2,000 characters with a Response up to 32,700 characters
 - f. Questions can be associated with Checklist Items
 - g. Questions are specific per Application Type – Created for Type = T1

Application Type	Ordering Sequence	Question Text	Yes/No Question	EDI Question Code	Admission Request Code	Activity Date
W1	1	Are you planning to attend primarily at the Forrest County Campus?	<input checked="" type="checkbox"/>			09-NOV-2011
W1	2	What residence hall would you like to live in?	<input type="checkbox"/>			19-MAR-1996
W1	3	Do you want on-campus housing?	<input checked="" type="checkbox"/>			09-NOV-2011
T1	1	Which Academic Pathway would you like to pursue? STEM, Education, ...	<input type="checkbox"/>			13-SEP-2016
T1	2	What degree would you like to earn?	<input type="checkbox"/>			13-SEP-2016
T1	3	Will you be transferring to a 4-year school?	<input checked="" type="checkbox"/>			13-SEP-2016
T1	4	Are you a resident of Mississippi?	<input checked="" type="checkbox"/>			13-SEP-2016
T1	5	Have you ever been convicted of a felony?	<input type="checkbox"/>			13-SEP-2016
T1	6	Which campus are you interested in attending? Main Campus in Poplarville, Forrest County Center in Hattiesburg	<input type="checkbox"/>			13-SEP-2016

Build Application

1. SAAWAPP – Web Application Section Rules and Element Codes
 - a. Generate and Define for Type = T1

Web Application Section Rules SAAWAPP 8.9 (TEST)

Web Application Type: W1 First Time College Copy Configuration

Display Order	Web Section	Section Rules Description	Address Type	Required	Activity Date
1	NAME	Name		<input type="checkbox"/>	11-FEB-2003
2	ADDR1	First Address and Phone	PR	<input checked="" type="checkbox"/>	11-FEB-2003
3	PARENTS	Emergency Contact	EM	<input type="checkbox"/>	09-NOV-2011

Web Application Section Rules SAAWAPP 8.9 (TEST)

Web Application Type: T1 New Student Copy Configuration

Display Order	Web Section	Section Rules Description	Address Type	Required	Activity Date
1	NAME	Name		<input type="checkbox"/>	13-SEP-2016
2	ADDR1	First Address and Phone	PR	<input checked="" type="checkbox"/>	13-SEP-2016
4	PERSONAL	Personal Information		<input type="checkbox"/>	13-SEP-2016

Web Application Section - Data Element Rules SAAWAPP 8.9 (TEST)

Web Section: NAME NAME

Order	Element Code	Element Rules Label	Question Sequence Number	Required	Display
1	LAST_NAME	Last Name		<input type="checkbox"/>	<input type="checkbox"/>
2	FIRST_NAME	First Name		<input type="checkbox"/>	<input type="checkbox"/>
3	MID_NAME	Middle Name		<input type="checkbox"/>	<input checked="" type="checkbox"/>
4	PREFIX	Prefix		<input type="checkbox"/>	<input checked="" type="checkbox"/>
5	SUFFIX	Suffix		<input type="checkbox"/>	<input checked="" type="checkbox"/>
6	PREV_LAST	Previous Last Name		<input type="checkbox"/>	<input checked="" type="checkbox"/>

2. Establish Self-Service Dates

a. SOAATRM – Web Application Term Display Control

Term	Description	Start Date	End Date	Activity Date
201701	Fall 2016 (Aug-Dec 2016)	11-SEP-2015	01-NOV-2016	19-SEP-2014
201603	Summer 2016 (May-Jul 2016)	11-SEP-2015	15-JUL-2016	08-OCT-2015
201602	Spring 2016 (Jan-May 2016)	01-JUL-2015	15-MAR-2016	14-JUN-2015

TO ADD APP TO BE ABLE TO APPLY

b. SAAWATR – Web Application Term Calendar Rules

- i. Dates for Web Applications default from SOAATRM
- ii. Can use SAAWATR to further define more specific dates per Application Type

Electronic Applicant Web Calendar Rules: SAAWATR 8.9 (TEST)

Web Application Type: T1 New Student Copy Calendar

Term: 201701 Fall 2016 (Aug-Dec 2016)

Application Entry	Term	Start Date	End Date	Activity Date
				13-SEP-2016

c. SAAWAAD

- i. Further restrict using Level, Campus, College, and Admission Type

Admissions Web Calendar Rules: SAAWAAD 8.9 (TEST)

Term: 201701 Fall 2016 (Aug-Dec 2016) College: AC Academic

Level: UG Undergraduate Admission Type: T Transfer


Campus: H Hattiesburg

Term	Level	Priority	Campus	College	Admission Type	Start Date	End Date	Activity Date
	UG	1	H	AC	T			13-SEP-2016

Buttons: View Application, Show Status, Show Decision

3. Customize Web Dropdowns

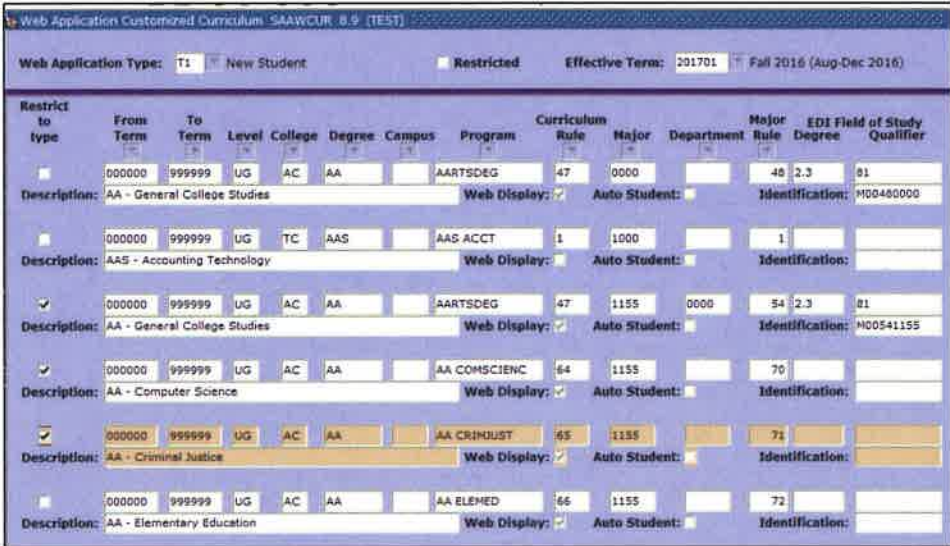
a. SAAWADP – Web Application Customized Lists



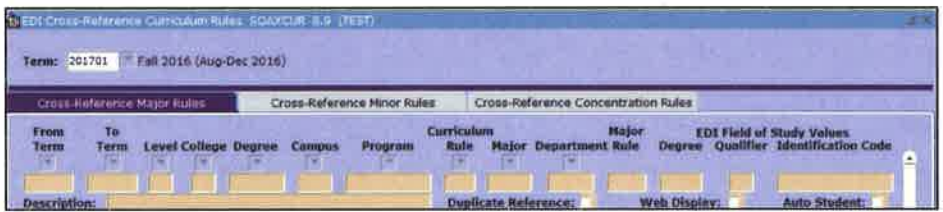
b. SAAWCUR – Web Application Customized Curriculum

- i. Check Restrict to Type to limit what displays
- ii. Information comes from SOACURR

*Can only
↓
this field*

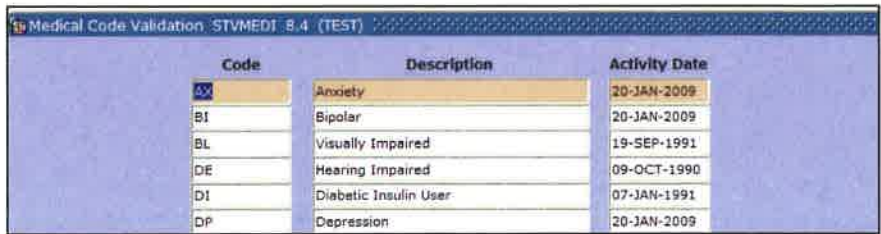


c. SOAXCUR – EDI Cross-Reference Curriculum Rules



d. Collect Medical Information

- i. Data element = Medical, Personal Information on SAAWAPP
- ii. SOAXREF to limit display on STVMEDI



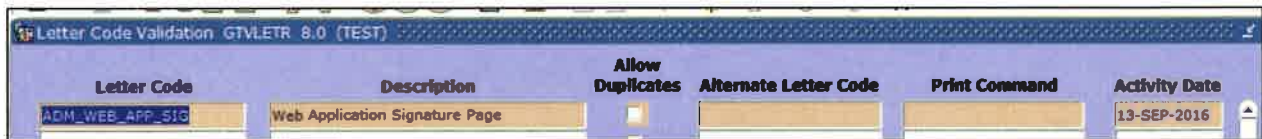
Customize Signature Page

1. SAAERUL – SIGPAGEDISP – Default delivered signature page
 - a. SOAELTR – Format HTML Letter Rules – Customize text to display on the Signature page
 - b. SAAWADF – Electronic Applicant Web Default Rules – Customize
 - i. STANDARD = Not Quick Start processing
 - ii. Create letter on GTVLETR and SOAELTR to update



Generate Personalized Text

1. GTVLETR – Create Letter Code



2. SOAELTL – Create Letter and Assign to a Module



3. SOAELTR – Create Personalized Text to Display



4. Attach Letter Code to Application Type on SAAWADF

Electronic Applicant Web Default Rules SAAWADF 8.5.1 (TEST)

Web Application Type: T1 New Student Effective Term: 201701 Fall 2016 (Aug-Dec 2016)

Default Curriculum E-Mail and Credit Card Rules Matching and Processing Rules Web Signature Letters

Web Signature Letters

Letter Code	Description	Letter Type	Description	User ID	Activity Date
ADN_WEB_APP_SIG	Web Application Signature Page	STANDARD	Standard Web App Sign Letter	MSCHREY	13-SEP-2016

Customize Web Application Data/Build Quick Start Processing

1. SAAWADF – Electronic Applicant Web Default Rules
 - a. Default Curriculum
 - i. Can setup a default so Applicants do not have to pick
 - ii. If defaulted, can choose not to display on the Application

The screenshot shows the 'Default Curriculum' configuration page in the SAAWADF 8.5.1 (TEST) system. The page is titled 'Electronic Applicant Web Default Rules SAAWADF 8.5.1 (TEST)'. At the top, it displays 'Web Application Type: T1 New Student' and 'Effective Term: 201701 Fall 2016 (Aug-Dec 2016)'. Below this, there are four tabs: 'Default Curriculum', 'E-Mail and Credit Card Rules', 'Matching and Processing Rules', and 'Web Signature Letters'. The 'Default Curriculum' tab is active. The main content area is divided into two sections: 'Primary Curriculum' and 'Secondary Curriculum'. The 'Primary Curriculum' section includes fields for 'Curriculum' (set to '54 AA - General College Studies'), 'Campus', 'College' (set to 'AC Academic'), 'Degree' (set to 'AA Associate in Arts'), 'Program' (set to 'AARTSDEG'), 'Major' (set to '1155 General Studies'), and 'Department' (set to '0000 Undeclared Department'). The 'Secondary Curriculum' section includes fields for 'Curriculum', 'Campus', 'College', 'Degree', 'Program', 'Major', and 'Department', all of which are currently empty.

- b. Email and Credit Card Rules
 - i. Where to email checklist items
 - ii. How to apply and pay an Application Fee

The screenshot shows the 'E-Mail and Credit Card Rules' configuration page in the SAAWADF 8.5.1 (TEST) system. The page is titled 'Electronic Applicant Web Default Rules SAAWADF 8.5.1 (TEST)'. At the top, it displays 'Web Application Type: T1 New Student' and 'Effective Term: 201701 Fall 2016 (Aug-Dec 2016)'. Below this, there are four tabs: 'Default Curriculum', 'E-Mail and Credit Card Rules', 'Matching and Processing Rules', and 'Web Signature Letters'. The 'E-Mail and Credit Card Rules' tab is active. The main content area is divided into two sections: 'Checklist Email Link' and 'Application Credit Card Fee Rule'. The 'Checklist Email Link' section includes fields for 'Email Address' and 'Link Text'. The 'Application Credit Card Fee Rule' section includes fields for 'Charge Detail', 'Amount', and 'Application Fee Admission Request'. Below these fields, there are several radio button options: 'Allow Credit Card', 'Require Credit Card', 'Do Not Allow Credit Card', 'Allow Waiver', and 'Transactions to Miscellaneous Table'.

c. Matching and Processing Rules

- i. Interface Code to Use → Ties to Common matching
- ii. Application Source – From STVAPLS
- iii. How to process ID → Generate
- iv. Maximum number of Majors, Minors, etc.
- v. Quick Start – Enable to Automatically Push Applications if they can be
 - 1. Can Automatically create SAARECR, SAAADMS, and Process a Decision
- vi. Allow Access to Self-Service
- vii. Create one Application – If multiple Majors are submitted

The screenshot shows the 'Matching and Processing Rules' configuration page. At the top, it displays 'Web Application Type: T1 New Student' and 'Effective Term: 201701 Fall 2016 (Aug-Dec 2016)'. Below this are tabs for 'Default Curriculum', 'E-Mail and Credit Card Rules', 'Matching and Processing Rules', and 'Web Signature Letters'. The 'Matching and Processing Rules' section is divided into two columns: 'Web Matching Rules' and 'Web Display Rules'. Under 'Web Matching Rules', there are dropdown menus for 'Interface Code' (set to WEB) and 'Application Source' (set to World Wide Web), and radio buttons for 'Application SBCI Source' (set to Generated ID). Under 'Web Display Rules', there are input fields for 'Maximum number of Majors', 'Maximum number of Minors', 'Maximum number of Concentrations', and 'Maximum number of additional Majors', all set to 1. Below these is a 'Return' button. The 'Automated Processing Rules' section contains several checkboxes: 'Enable QuickStart Processing' (checked), 'Automatically Create Recruit Record' (unchecked), 'Automatically Create Application Record' (checked), and 'Process Decision' (unchecked). On the right, there is an 'Admission Decision' dropdown and two checked checkboxes: 'Provide Access to Student Self-Service' and 'Create one application'. A 'Return' button is at the bottom right.

The screenshot shows the 'Web Signature Letters' configuration page. At the top, it displays 'Web Application Type: T1 New Student' and 'Effective Term: 201701 Fall 2016 (Aug-Dec 2016)'. Below this are tabs for 'Default Curriculum', 'E-Mail and Credit Card Rules', 'Matching and Processing Rules', and 'Web Signature Letters'. The 'Web Signature Letters' section features a table with the following columns: 'Letter Code', 'Description', 'Letter Type', 'Description', 'User ID', and 'Activity Date'. The table has several rows, with the first row highlighted in orange. The 'Letter Code' and 'Letter Type' columns have dropdown menus. A vertical scrollbar is visible on the right side of the table.

Electronic Admissions Procedures and Routines

- Setup on SAAECRL per Application Type
- Each Procedure has a set of Routines behind it
- Required = Procedure/Routine must be fulfilled before an Application is Verified and Pushed
- Override = Control if a Procedure/Routine can be overridden on SAAEAPS or using SARETMT
- Must correspond to Data collected on Application – If a Procedure/Routine is Required here but the field is removed from the Application then it will fail

Electronic Admissions Procedure/Routine Control SAAECRL 8.9 (TEST)

Web Application Type: Default Example-All Sections Copy Procedure:

Procedure	Description	Required	Override	System Required	Number of Routines
P010	ID Verification	<input checked="" type="checkbox"/>	<input checked="" type="checkbox"/>	<input checked="" type="checkbox"/>	4
P020	Name Verification	<input checked="" type="checkbox"/>	<input type="checkbox"/>	<input checked="" type="checkbox"/>	4
P030	Biographic Information	<input checked="" type="checkbox"/>	<input checked="" type="checkbox"/>	<input checked="" type="checkbox"/>	27
P032	International Information	<input checked="" type="checkbox"/>	<input checked="" type="checkbox"/>	<input checked="" type="checkbox"/>	4
P035	Residency Verification	<input checked="" type="checkbox"/>	<input checked="" type="checkbox"/>	<input checked="" type="checkbox"/>	2
P040	Address Information	<input checked="" type="checkbox"/>	<input type="checkbox"/>	<input checked="" type="checkbox"/>	9
P045	Email Verification	<input checked="" type="checkbox"/>	<input checked="" type="checkbox"/>	<input type="checkbox"/>	3
P050	Application Verification	<input checked="" type="checkbox"/>	<input type="checkbox"/>	<input checked="" type="checkbox"/>	8
P060	Health Conditions Verification	<input checked="" type="checkbox"/>	<input checked="" type="checkbox"/>	<input checked="" type="checkbox"/>	2
P070	Phone Record Verification	<input checked="" type="checkbox"/>	<input checked="" type="checkbox"/>	<input checked="" type="checkbox"/>	3
P080	Religion Verification	<input checked="" type="checkbox"/>	<input checked="" type="checkbox"/>	<input checked="" type="checkbox"/>	2
P090	Language Record Verification	<input checked="" type="checkbox"/>	<input checked="" type="checkbox"/>	<input checked="" type="checkbox"/>	4
P100	Immunization Record	<input checked="" type="checkbox"/>	<input checked="" type="checkbox"/>	<input checked="" type="checkbox"/>	2
P110	Applicant Activities	<input checked="" type="checkbox"/>	<input checked="" type="checkbox"/>	<input checked="" type="checkbox"/>	2
P120	Entry Curriculum Verification	<input checked="" type="checkbox"/>	<input type="checkbox"/>	<input checked="" type="checkbox"/>	7
P130	High School Verification	<input checked="" type="checkbox"/>	<input checked="" type="checkbox"/>	<input checked="" type="checkbox"/>	8
P135	High School Subj. Verification	<input type="checkbox"/>	<input type="checkbox"/>	<input checked="" type="checkbox"/>	2
P140	Previous College Verification	<input checked="" type="checkbox"/>	<input checked="" type="checkbox"/>	<input checked="" type="checkbox"/>	2
P142	Prv. Col. Degree Verification	<input checked="" type="checkbox"/>	<input checked="" type="checkbox"/>	<input checked="" type="checkbox"/>	8

Admissions Verification and Load Routines SAAECRL 8.9 (TEST)

Application Type: Procedure:

Routine	Description	Required	Override	System Required
R0010	Valid ID Found	<input checked="" type="checkbox"/>	<input checked="" type="checkbox"/>	<input checked="" type="checkbox"/>
R0020	ID Length Check	<input checked="" type="checkbox"/>	<input type="checkbox"/>	<input type="checkbox"/>
R0200	ID New to Banner; Create PrevID	<input checked="" type="checkbox"/>	<input type="checkbox"/>	<input type="checkbox"/>
R9001	Edit Results	<input checked="" type="checkbox"/>	<input type="checkbox"/>	<input type="checkbox"/>
		<input type="checkbox"/>	<input type="checkbox"/>	<input type="checkbox"/>
		<input type="checkbox"/>	<input type="checkbox"/>	<input type="checkbox"/>

Electronic Admissions Application Rules

- Rule control how data is handled in Web Application Processing
- Rules are Grouped into logical sets
- Local values should be entered for "UPDATE ME"

EDI Rule Group Validation STVEGRP 8.9 (TEST)

Code	Description	System Required	Activity Date
ACHR	AMCAS Course Summaries	<input checked="" type="checkbox"/>	12-FEB-2003
ADDR	Address Source Rules	<input checked="" type="checkbox"/>	18-DEC-1997
ADMS	Admission Rules	<input checked="" type="checkbox"/>	18-DEC-1997
AGPA	AMCAS GPA Types	<input checked="" type="checkbox"/>	12-FEB-2003
ATST	AMCAS Test Codes	<input checked="" type="checkbox"/>	12-FEB-2003
ATYP	Address Type Rules	<input checked="" type="checkbox"/>	18-DEC-1997
BRIM	Banner Recruiter Integration	<input checked="" type="checkbox"/>	20-JUN-2016
CHKL	Checklist Rules	<input checked="" type="checkbox"/>	12-FEB-2003
CQLF	Code Qualifiers	<input checked="" type="checkbox"/>	18-DEC-1997
CURR	Curriculum Rules	<input checked="" type="checkbox"/>	18-DEC-1997
DCSN	Applicant Decision	<input checked="" type="checkbox"/>	13-FEB-2010
DISP	Web Display Rules	<input checked="" type="checkbox"/>	18-DEC-1997
DTQL	Date/Time Qualifier Rules	<input checked="" type="checkbox"/>	18-DEC-1997
ENTY	Entity Rules	<input checked="" type="checkbox"/>	18-DEC-1997
FLVL	Field of Study Level Rules	<input checked="" type="checkbox"/>	18-DEC-1997
LGCY	Legacy Rules	<input checked="" type="checkbox"/>	18-DEC-1997
PATH	System Path Rules	<input checked="" type="checkbox"/>	18-DEC-1997
PCOL	Prior College Rules	<input checked="" type="checkbox"/>	18-DEC-1997

Electronic Admissions Application Rules SAAERUL 8.9 (TEST)

Group: ADDR Address Source Rules Copy PREL Group: [icon]

Group	Rule Label	Rule Description	Value	EDI Indicator	System Required Indicator	Activity Date
ADDR	AMCASADDRESSRCE	AMCAS Address Source	UPDATE ME	<input type="checkbox"/>	<input checked="" type="checkbox"/>	08-FEB-2007
ADDR	AMCASEADDRESSRCE	AMCAS Address Source	UPDATE ME	<input type="checkbox"/>	<input checked="" type="checkbox"/>	12-FEB-2003
ADDR	AMCASEMAIL	AMCAS Email Type	PERS	<input type="checkbox"/>	<input checked="" type="checkbox"/>	11-JUL-2012
ADDR	DFLTADDRESSRCE	Default Address Source	WEB	<input type="checkbox"/>	<input checked="" type="checkbox"/>	06-OCT-1999
ADDR	NEWPHONE	No Phone exists; create one	Y	<input type="checkbox"/>	<input type="checkbox"/>	14-MAR-2012
ADDR	PHONDIFFTYPE	Phone w/Diff Type exists; add	Y	<input type="checkbox"/>	<input type="checkbox"/>	14-MAR-2012