

MBUG 2022

MCCCB Updates / The Link Between Data Collection and Reporting

Angela E. Payne, Ph.D.
MS Community College Board
September 12, 2022



Session Rules of Etiquette

- Please turn off your cell phone
- If you must leave the session early, please do so discreetly
- Please avoid side conversation during the session



MCCB Updates / The Link Between Data Collection and Reporting

Session Objective

Along with general MCCB updates, this session will focus on the critical link between local data collection and global data reporting. From the campus to the system portal, there is an undeniable correlation between what is captured on campus and what is eventually reported statewide. This interactive session invites attendees to share best practices for data collection and management from the campus view while fostering an appreciation for big data reporting.



MCCB Updates / The Link Between Data Collection and Reporting

How smaller data decisions impact bigger data decisions

Do you get wetter walking or running in the rain? – *The Almanac 2022*

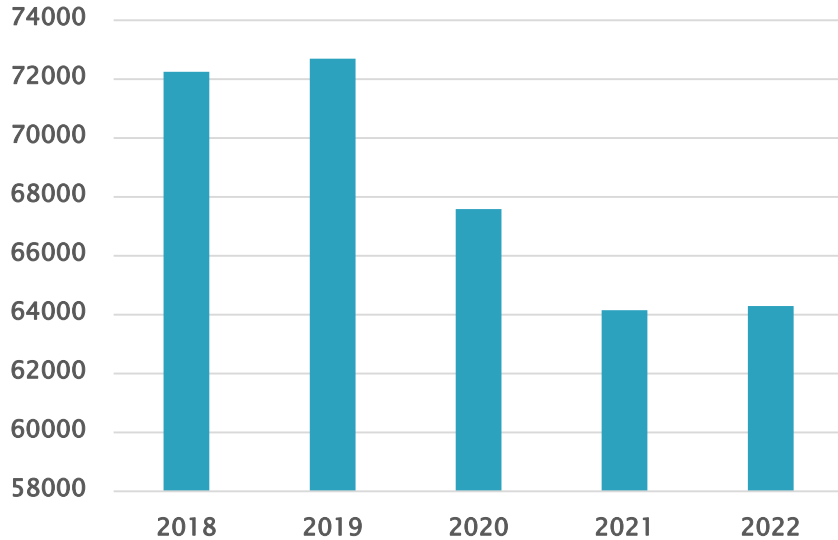
The Claim: Walking in the Rain Keeps You Drier Than Running – *NY Times 2006*



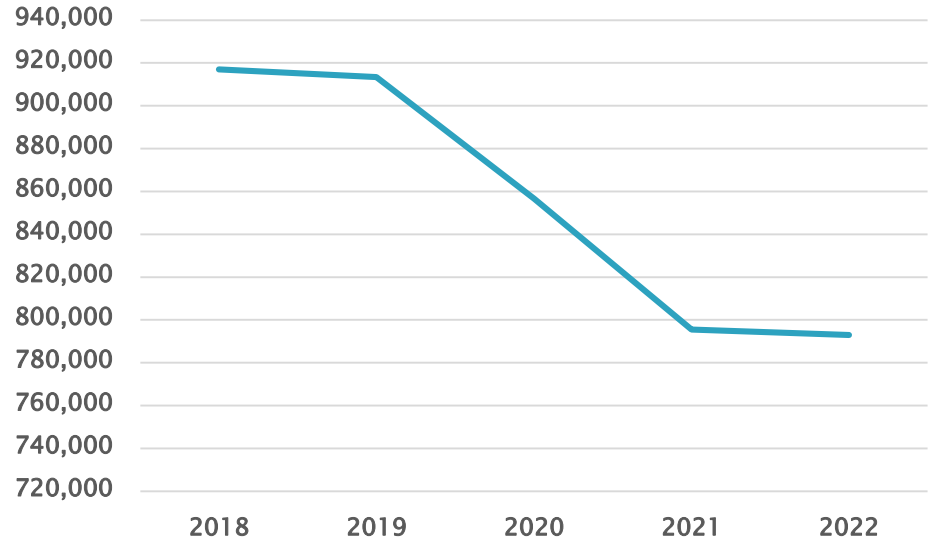
MCCB Updates

Preliminary Enrollment

5-Year Headcount



5-Year Semester Credit Hours



	PRELIMINARY HEADCOUNT ENROLLMENT				PRELIMINARY HEADCOUNT ENROLLMENT				PRELIMINARY HEADCOUNT ENROLLMENT				PRELIMINARY HEADCOUNT ENROLLMENT				PRELIMINARY HEADCOUNT ENROLLMENT							
	2018-2019								2019-2020				2020-2021				2021-2022				2022-2023			
	Fall 2018		Fall to Fall	Fall to Fall	Fall 2019		Fall to Fall	Fall to Fall	Fall 2020		Fall to Fall	Fall to Fall	Fall 2021		Fall to Fall	Fall to Fall	Fall 2022		Fall to Fall	Fall to Fall				
	10th Day	SSCH	Headcount	SSCH	10th Day	SSCH	Headcount	SSCH	10th Day	SSCH	Headcount	SSCH	10th Day	SSCH	Headcount	SSCH	10th Day	SSCH	Headcount	SSCH				
System Total	72,248	917,011	-0.8%	-1.7%	72,695	913,370	0.6%	-0.4%	67,582	856,577	-7.0%	-6.2%	64,153	795,578	-5.1%	-7.1%	64,288	793,035	0.2%	-0.3%				



MCCB Updates

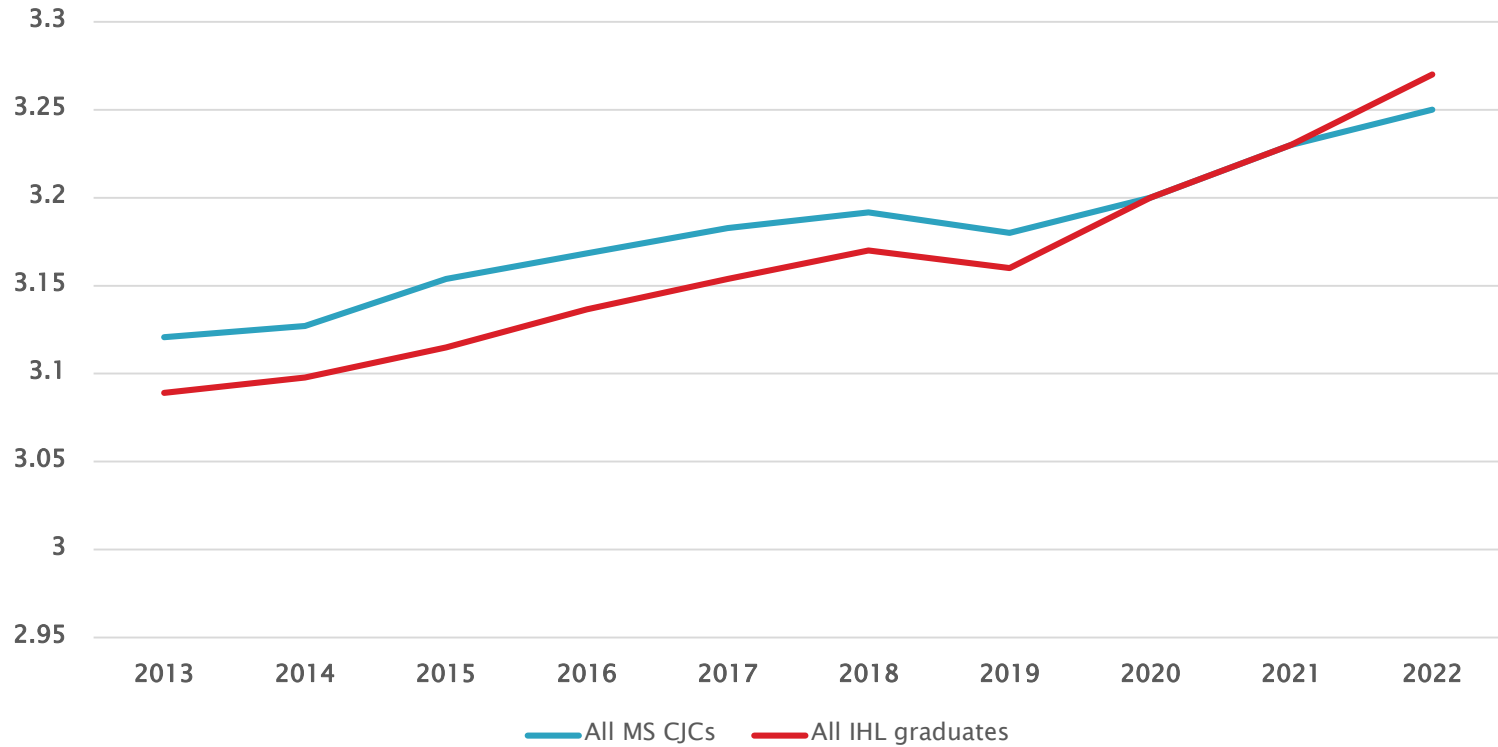
Graduates

Mississippi Community College Board Awards Earned by Degree Type Academic Year AY2022									
District	AA		AAS		Tech Cert.		Career Cert.		Total
	Awards	%	Awards	%	Awards	%	Awards	%	Awards
201 - Coahoma	142	65.4	56	25.8	8	3.7	11	5.1	217
202 - CoLin	433	60.2	147	20.5	7	1.0	132	18.4	719
203 - East Central	310	57.7	114	21.2	58	10.8	55	10.2	537
204 - East	447	43.3	233	22.6	77	7.5	276	26.7	1,033
205 - Hinds	1,487	37.1	634	15.8	601	15.0	1,289	32.1	4,011
206 - Holmes	791	53.2	304	20.5	391	26.3	0	0.0	1,486
207 - Itawamba	670	60.9	288	26.2	0	0.0	142	12.9	1,100
208 - Jones	453	44.2	111	10.8	151	14.7	310	30.2	1,025
209 - Meridian	211	28.5	226	30.5	215	29.1	88	11.9	740
210 - Delta	245	49.1	132	26.5	122	24.5	0	0.0	499
211 - Gulf Coast	1,375	40.4	768	22.6	1,002	29.4	261	7.7	3,406
212 - Northeast	427	59.1	246	34.0	0	0.0	50	6.9	723
213 - Northwest	800	47.5	202	12.0	211	12.5	472	28.0	1,685
214 - Pearl River	577	47.8	446	37.0	74	6.1	110	9.1	1,207
215 - Southwest	191	43.1	180	40.6	7	1.6	65	14.7	443
System Total	8,559	45.5	4,087	21.7	2,924	15.5	3,261	17.3	18,831



MCCB Updates

CCs GPA at Graduation

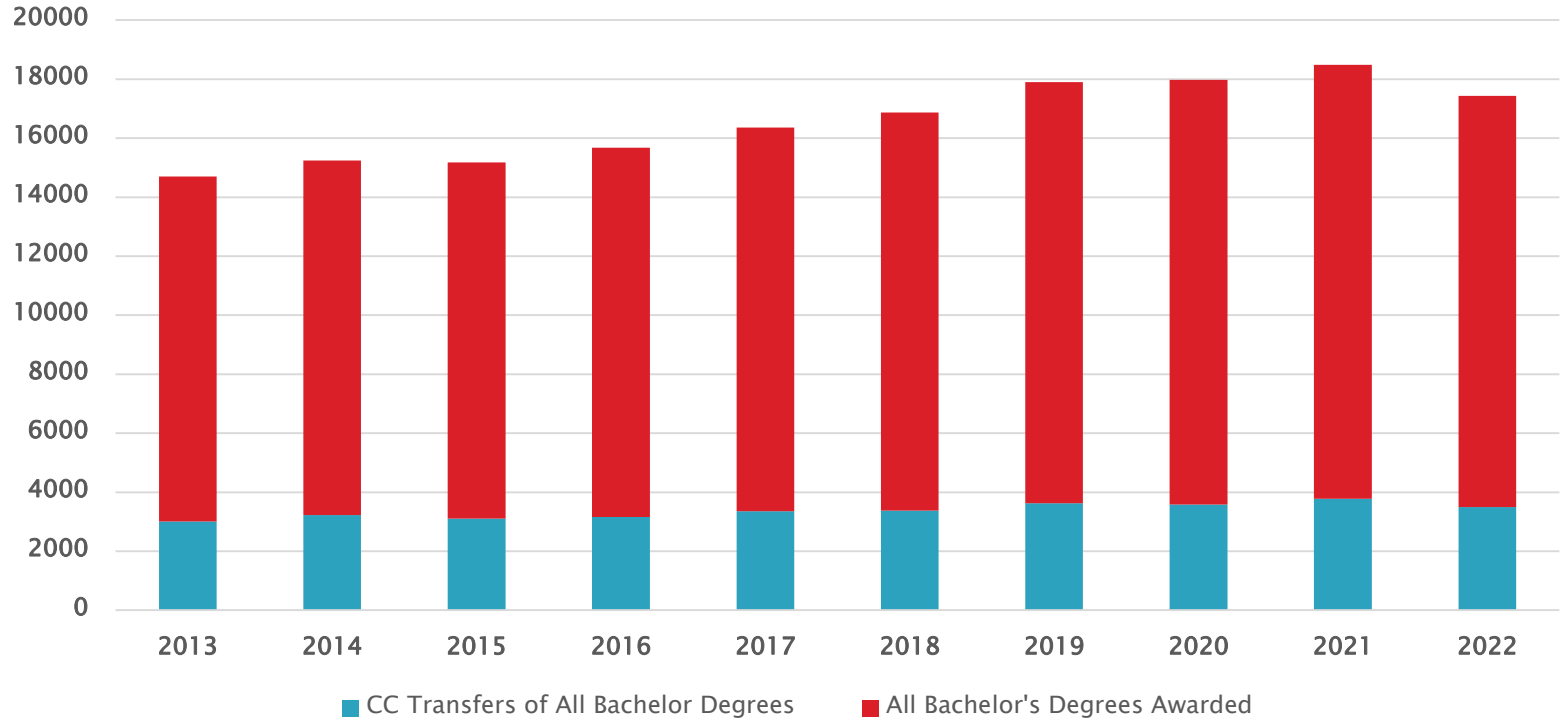


Academic Year	All Transfer-In Students										
	2013	2014	2015	2016	2017	2018	2019	2020	2021	2022	
All MS CC graduates	3.12	3.13	3.15	3.17	3.18	3.19	3.18	3.2	3.23	3.25	
All IHL graduates	3.09	3.1	3.11	3.14	3.15	3.17	3.16	3.2	3.23	3.27	



MCCB Updates

CC Graduates from IHL



CCs Graduates from IHL/ Year	2013	2014	2015	2016	2017	2018	2019	2020	2021	2022	3-Year % Change	5-Year % Change	10-Year % Change
Total	3,004	3,229	3,109	3,157	3,354	3,379	3,626	3,581	3,778	3,500	-2.3%	3.6%	16.5%
All Bachelor's Degrees Awarded	11,693	12,012	12,066	12,516	13,010	13,489	14,274	14,396	14,714	13,938	-3.2%	3.3%	19.2%
% CJC Transfers of All Bachelor's Degrees	25.7%	26.9%	25.8%	25.2%	25.8%	25.1%	25.4%	24.9%	25.7%	25.1%			



MCCCB Updates

Report Card

- ▶ Reported Annually by Nov 1st
- ▶ MCCB and IHL report outcomes
- ▶ All Enrollment
 - Credit Bearing
 - Workforce Training
 - Adult Education
- ▶ College Readiness
- ▶ Retention
- ▶ Graduation

<https://www.mccb.edu/enrollment-reports>

REPORT CARD 2020 - STATEWIDE		
ASPECT OF MISSION	ALL MS COMMUNITY COLLEGES	
CREDIT STUDENT ENROLLMENT [Academic Year 2020]		
Total Headcount Enrollment	N	FTE
University Parallel (includes Associate Degree Nursing Students)	56,754	40,801
Career & Technical Education	19,410	14,808
Dual Credit/Dual Enrollment	17,937	4,648
Non-Degree Seeking	1,506	432
TOTAL STUDENTS ENROLLED	95,607	60,689
College Readiness	AVG SCORE	
Average ACT Composite Score of Entering Freshmen, Fall 2019	18.5	
STUDENT COMPLETION [Academic Year 2020]		
Total Graduates	N	
Students Receiving a Degree/Certificate (unduplicated)	16,552	
Type of Awards (NOTE: Students may receive more than one award a year)	N	Awards/100 FTE
University Parallel (AA & AS Degrees)	8,758	14.4
Career & Technical Education	11,175	18.4
AAS Degrees	5,010	8.3
Technical & Career Certificates	6,165	10.2
TOTAL AWARDS CONFERRED	19,933	32.8
STUDENT SUCCESS [Academic Year 2020]		
Total Student Success (NOTE: *Students are only included once & in the highest category)	N	PCT
Fall 2017 First-time, Full-time Cohort	16,139	
1. Earned Award w/in 150% of expected time to graduate*	6,069	37.6%
2. Transferred w/in 150% of expected time to graduate*	2,533	15.7%
3. Remained Enrolled w/in 150% of expected time to graduate*	999	6.2%
TOTAL STUDENT SUCCESS	9,601	59.5%
STUDENT RETENTION/PROGRESSION [Academic Year 2020]		
Total Retention [Fall 2018 First-time, Full-time Cohort]	N	PCT
AA & AS (Fall 18 to Fall 19)	8,098	60.7%
AAS (Fall 18 to Fall 19)	1,374	59.0%
TOTAL RETENTION	9,472	60.5%
Total Progression [Fall 2018]	N	PCT
First-time, Part-time Cohort	1,030	
Earned 24 credit hours toward graduation at end of Year 2	149	14.5%
First-time, Full-time Cohort	16,798	
Earned 42 credit hours toward graduation at end of Year 2	8,073	48.1%
REMIEDIATION SUCCESS [Academic Year 2020]		
Developmental English [Fall 2018]	N	PCT
First-time, Full-time Headcount Placed in Dev. English (unduplicated)	4,591	
Students who Successfully Completed Eng. Comp I w/in 2 years	2,103	45.8%
Developmental Mathematics [Fall 2018]	N	PCT
First-time, Full-time Headcount Placed in Dev. Math (unduplicated)	7,196	
Students who Successfully Completed College Alg. w/in 2 years	2,804	39.0%
WORKFORCE DEVELOPMENT [Fiscal Year 2020]		
Career & Technical Education (CTE) Credit Program Outcomes	N	PCT
Placement of CTE & Allied Health Graduates (excludes ADN students)	18,126	93.6%
Workforce Training (Fiscal Year 2020)	N	
Businesses/Organizations Served	403	
Workforce Training Enrollment (duplicated)	319,541	
Workforce Trainee Headcount (unduplicated)	84,793	
Total Workforce Instructional Hours	376,044	
National Career Readiness Certificates (CRC) Awarded	N	
CRCs Awarded	12,452	
COMMUNITY DEVELOPMENT [Fiscal Year 2020]		
High School Equivalency Diploma (HSED Program)	N	PCT
HSEDs Awarded	1,643	
Currently Enrolled Students Admitted with a HSED	3,546	3.7%
Adult Education	N	
Adult Education Enrollment (unduplicated)	6,011	
Participants w/ a Measurable Skills Gain	2,781	46.3%

Source: MCCB Office of Institutional Research and Effectiveness, October 2021



The Link Between Data Collection and Reporting

What Is Your Role?

How Do You Interact with Data?

My Role with Data Matters. Y/N?

Data informs Decisions. Y/N?

Trust Your Reports; Y/N?

Can I/We do Better?



The Link Between Data Collection and Reporting

Data information connected to your institutional mission and strategic goals

Data management policies, practices and principles

Serve community, students, faculty, administrators and staff using data



The Link Between Data Collection and Reporting

Build a unit, organization of data governance and accountability

Increase data literacy

Take proactive approach to data integrity and validity

Measure and report continuous improvement and success



The Link Between Data Collection and Reporting

Share Your Best Practices.



Important Data Reports and Events

IPEDS Fall 2022 Opened Sep 2022

Report Card 2021 publishes Nov 2022

eARS Upload Fall 2022 Opens Nov 2022

CFTTC– March 8–10, 2023

Beau Rivage Resort Biloxi MS



MCCB Updates / The Link Between Data Collection and Reporting

apayne@mccb.edu
601.432.6219

www.mccb.edu

