



Ellucian Insights

Steve Hanner
Solutions Architect

Disclaimer

Presentations regarding Ellucian products and services are confidential and the property of Ellucian, and do not constitute a commitment, promise or other obligation to deliver any material code or functionality. Such presentations should not be relied upon in making any purchase decision. Development and release of Ellucian products and services may change, without prior notice, at Ellucian's discretion.

The Opportunity

Institutions are rich with data but challenged with discovering meaningful and actionable insights to help solve their most difficult problems and improve higher education experiences.

The Reality

- Lack of Single Source of Truth
- Resource & Financial Constraints
- Data Accessibility & Complexity
- Data Maturity

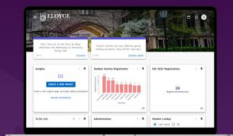
What is Needed

- A SaaS data lake for all institutional data
- Enterprise licensed reporting & analytics tool to enable functional reporting
- Delivered Ellucian operational ERP data models & transformations
- Purpose built out-of-the-box reports, visualizations, and insights
- Flexible low code tools enabling modifications to meet your institutional data needs

The Results

- Operational Efficiencies
- Data Democratization
- Persona Driven Reports
- Extensibility
- Time to Value

Let's take a look



@ ellucian

© 2022 ELLUCIAN

How It Works

@ ellucian

© 2022 ELLUCIAN

What's Included

@ ellucian

© 2022 ELLUCIAN

Summary

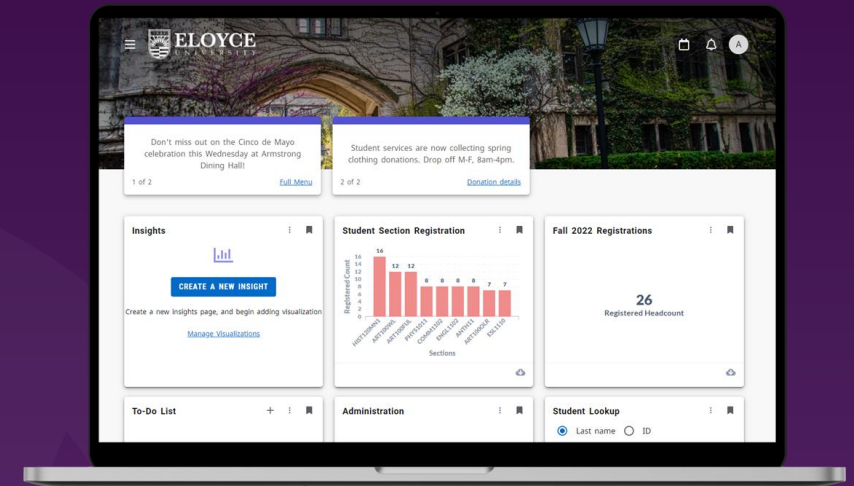
@ ellucian

© 2022 ELLUCIAN

Questions?



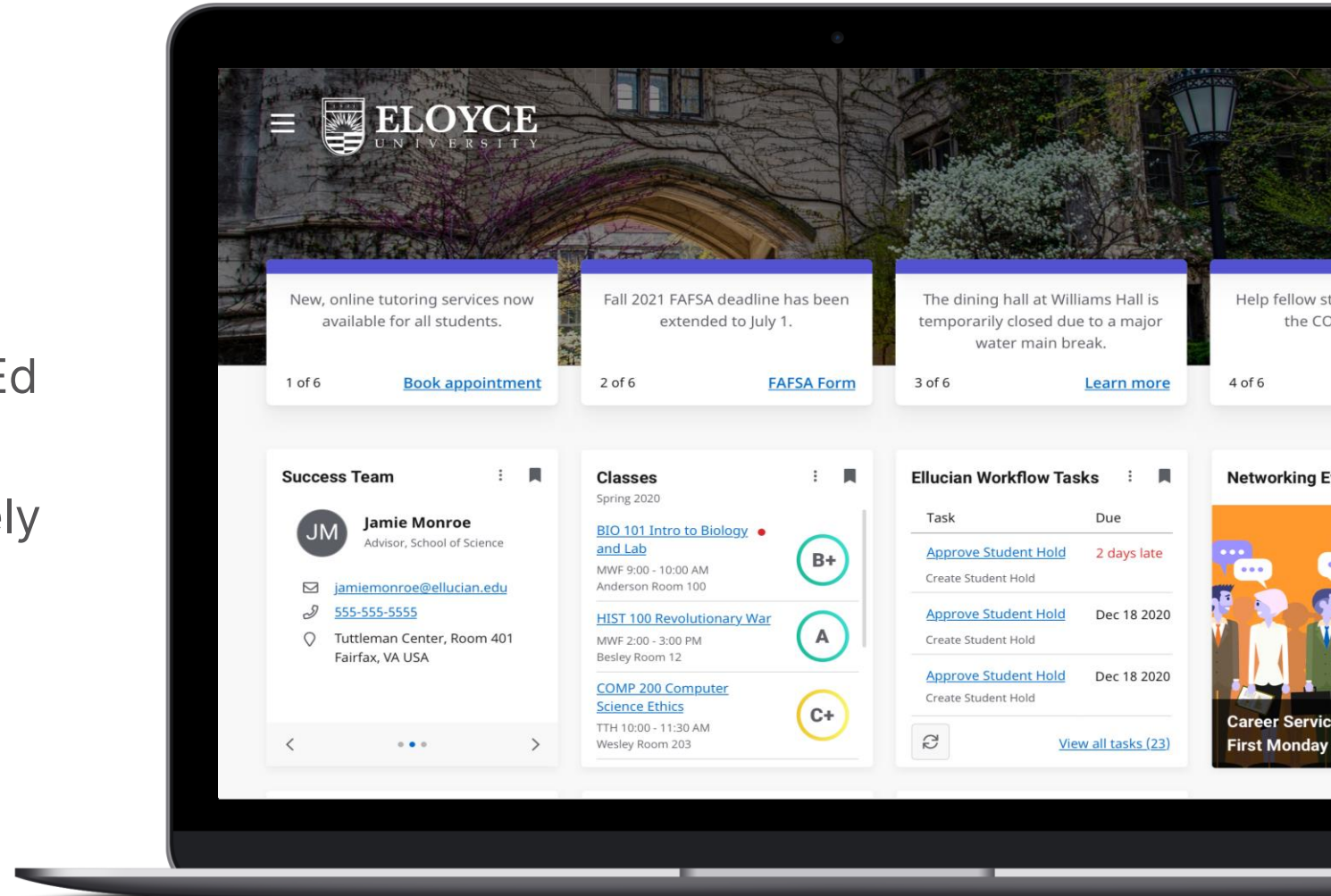
Let's take a look



What is Ellucian Experience?

The single, unifying solution for all information and activities in Higher Ed

Providing users with relevant and timely content so they may effectively take action



Persona Driven Experiences



Sarah
Director of Financial Aid

Purpose: Maintain student enrollment by proactively helping students obtain financial assistance.



Discover

As enrollment planning kicks off, Sarah logs into Experience to check her saved Student Enrollment Insights card and quickly identifies that enrollment numbers are down 20% YoY.



Drill

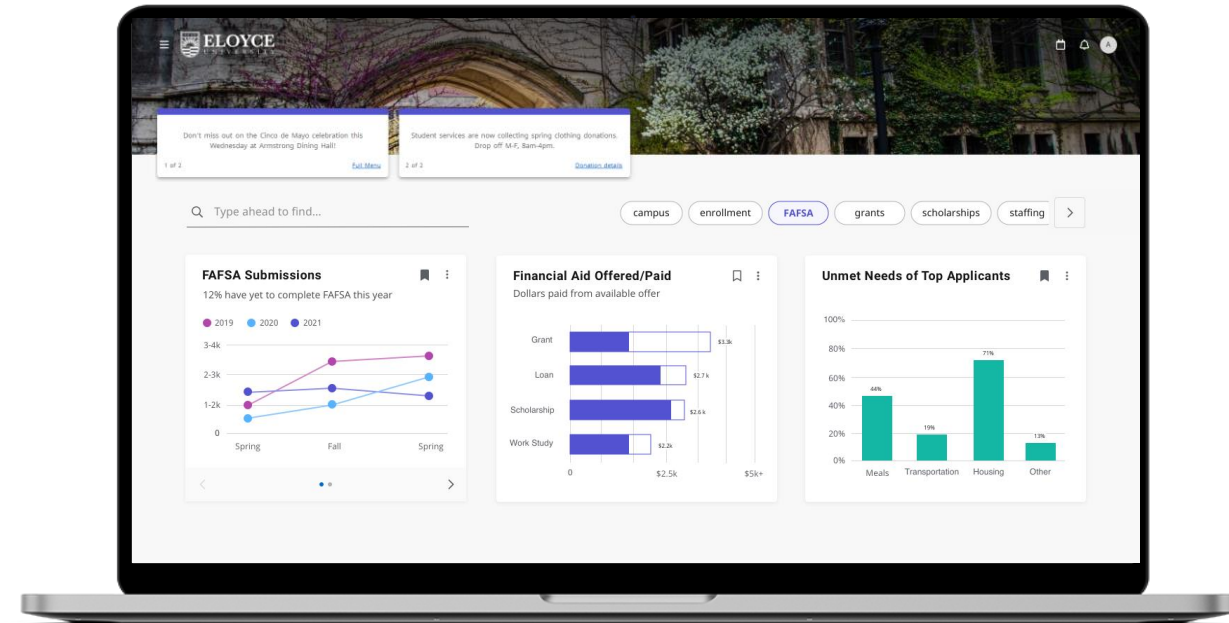
After identifying that enrollment numbers are down, she further discovers that her FAFSA submissions are also down by 12% and proceeds to drill down into her FAFSA completion data.



Act

By filtering the completion data on students with missing documentation, she's able to identify that most students are enrolled in the Nursing Program. She saves and shares the list of students with her team and the head of Nursing, so an action plan for boosting enrollment can be implemented.

Experience native user interface



Surface key Insights as cards for ease of use & access

Modern Self-Service Reporting & Analytics

Discover, analyze, visualize, & share data

- ❑ Discover: Explore data sources, filter, customize, and save tabular reports
- ❑ Analyze: A range of analytical capabilities to fit your need and expertise
- ❑ Visualize: Save your analysis in the format that works best for you
- ❑ Collaborate: Save, share, and subscribe to the most important insights

Explore & Save Data in Tabular Form

Person UID	ID	Name	Degree	Degree Desc	Award Category	Award Category Desc	Outcome Number	Status	Status Desc	Major Desc
38	300000006	Ranson, Rose A.	BA	Bachelor of Arts	24	Baccalaureate Degree	2	SO	Sought	Anthropology
47	210009307	Dennis, Doris	BA	Bachelor of Arts	24	Baccalaureate Degree	2	SO	Sought	Anthropology
48	210009308	Elan, Elery	BA	Bachelor of Arts	24	Baccalaureate Degree	2	SO	Sought	Anthropology
60	210005408	Peters, Janice	BA	Bachelor of Arts	24	Baccalaureate Degree	2	SO	Sought	Anthropology
68	210009507	Nelson, Mary A.	BA	Bachelor of Arts	24	Baccalaureate Degree	2	SO	Sought	Anthropology
69	210005508	Terry, Skip	BA	Bachelor of Arts	24	Baccalaureate Degree	2	SO	Sought	Anthropology
134	610009507	Curtis, Nancy	BA	Bachelor of Arts	24	Baccalaureate Degree	2	SO	Sought	Anthropology
135	610009508	Charles, Henry	BA	Bachelor of Arts	24	Baccalaureate Degree	2	SO	Sought	Anthropology
200	610009607	Johnson, Judith J.	BA	Bachelor of Arts	24	Baccalaureate Degree	1	SO	Sought	Anthropology
221	210009608	Applebee, Bruce	BA	Bachelor of Arts	24	Baccalaureate Degree	1	SO	Sought	Anthropology
222	210009607	Noonan, Roberta	BA	Bachelor of Arts	24	Baccalaureate Degree	1	SO	Sought	Anthropology
241	610009608									

Guided Query Builder

Create Dashboards & Visualizations

Democratize your institutions data with a self-service reporting & analytics tool and out-of-the-box content

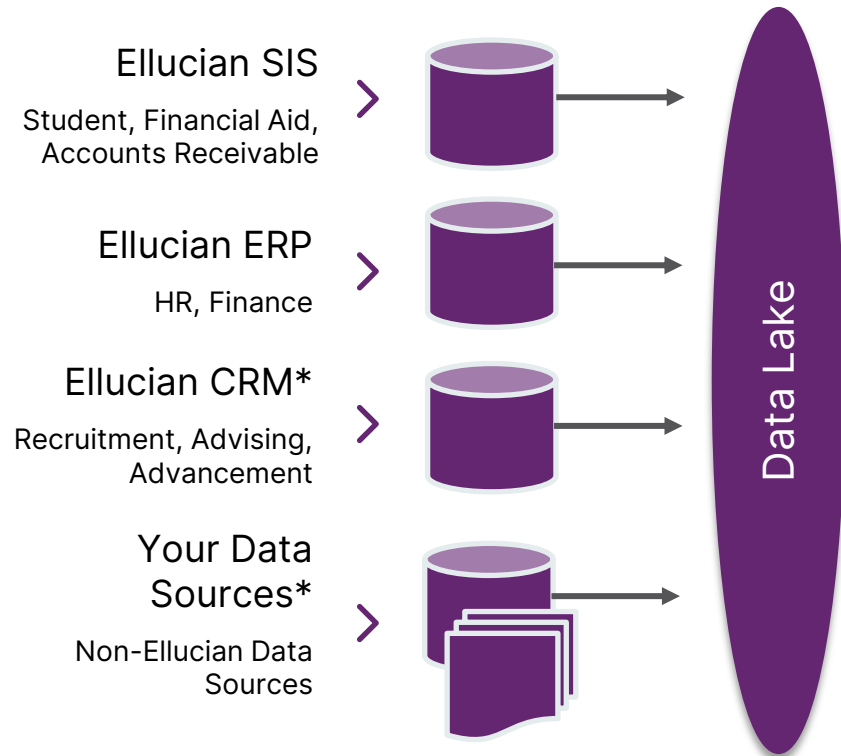


How It Works

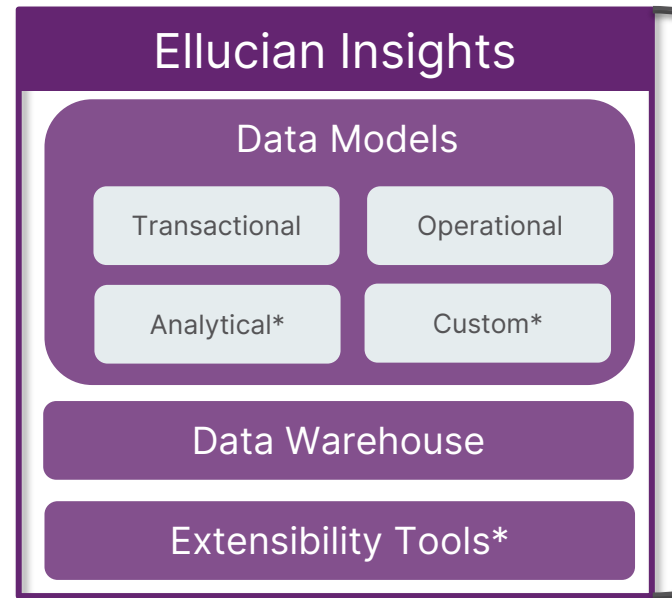
Reporting & Analytics Platform

Banner Select available
*Directional

Deployment Agnostic



Access Patterns



Insights in Experience

- ✓ Unified UI within Experience Platform
- ✓ Modern Reporting & Analytics Tool
- ✓ Delivered Content/Reports

Bring Your Own Tool (BYOT)

- ✓ Leverage your existing reports

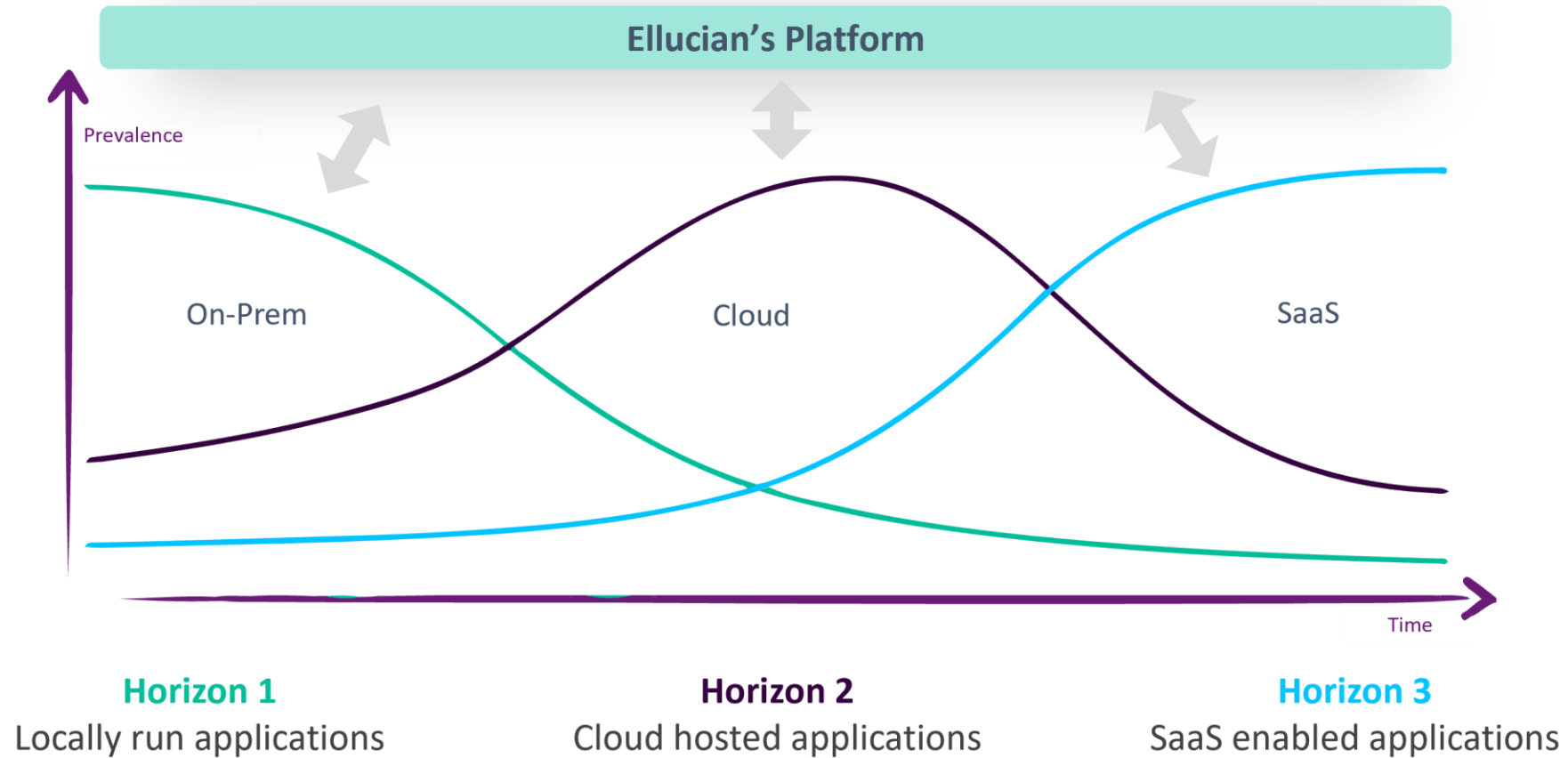
- ✓ Scalable Cloud Hosted Infrastructure
- ✓ Up to Hourly Data Refreshes
- ✓ Point-in-time Data Capture Capability*

Feature availability dependent upon packaging

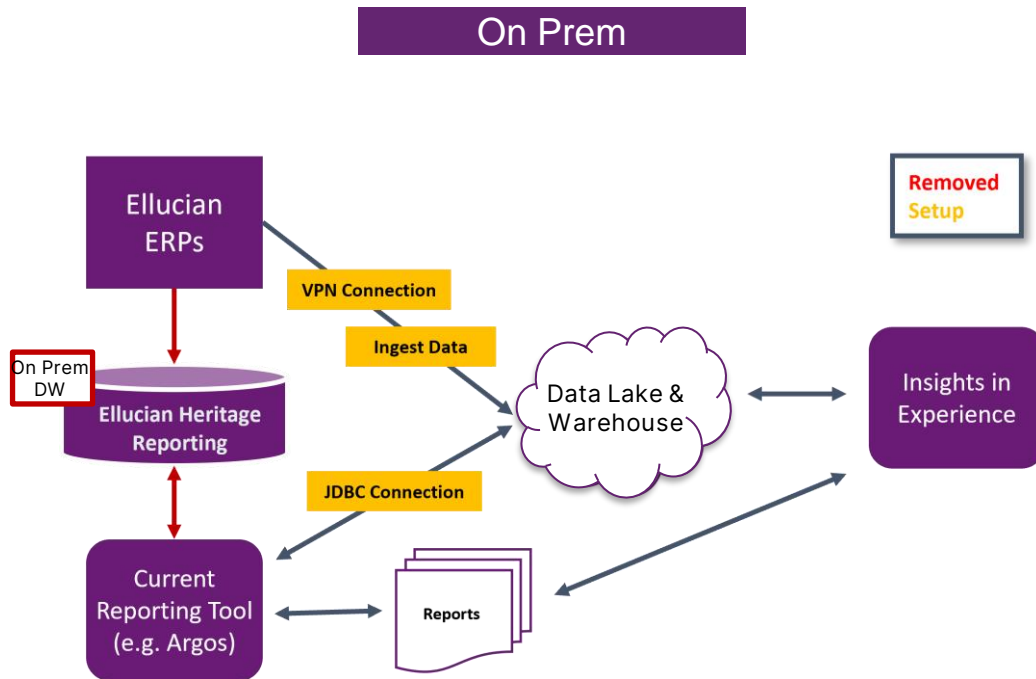
**Directional data source and capability support*

Deployment Agnostic

Insights is ERP deployment agnostic and supports all phases of your SaaS journey

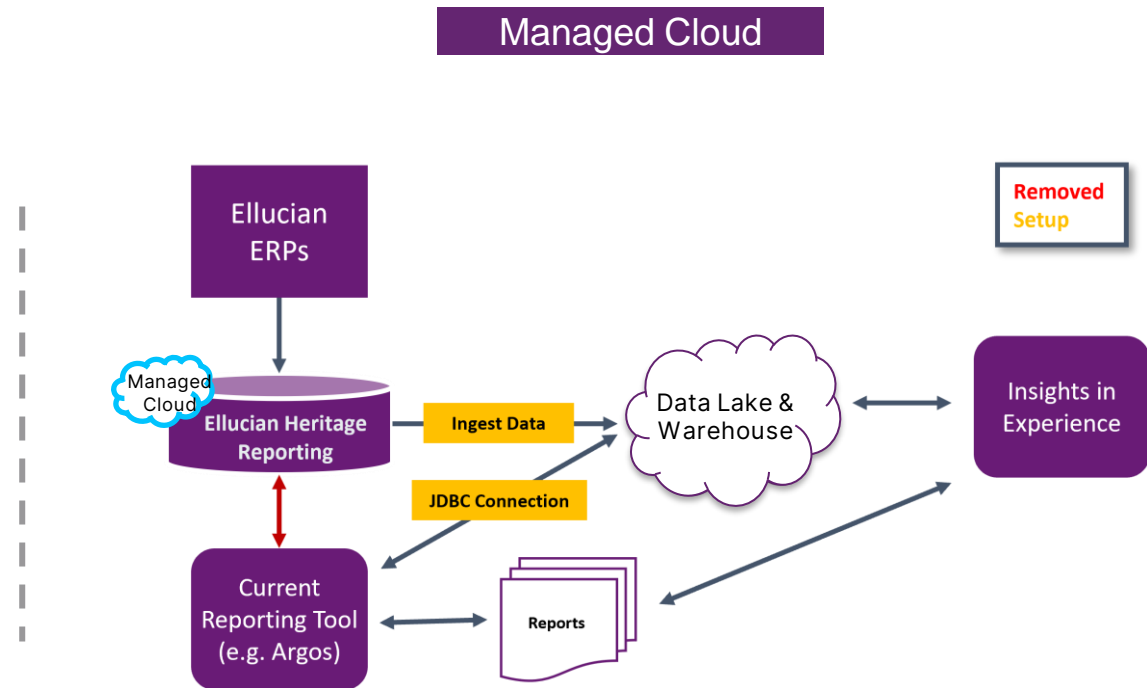


Non-SaaS Adoption Paths



Setup

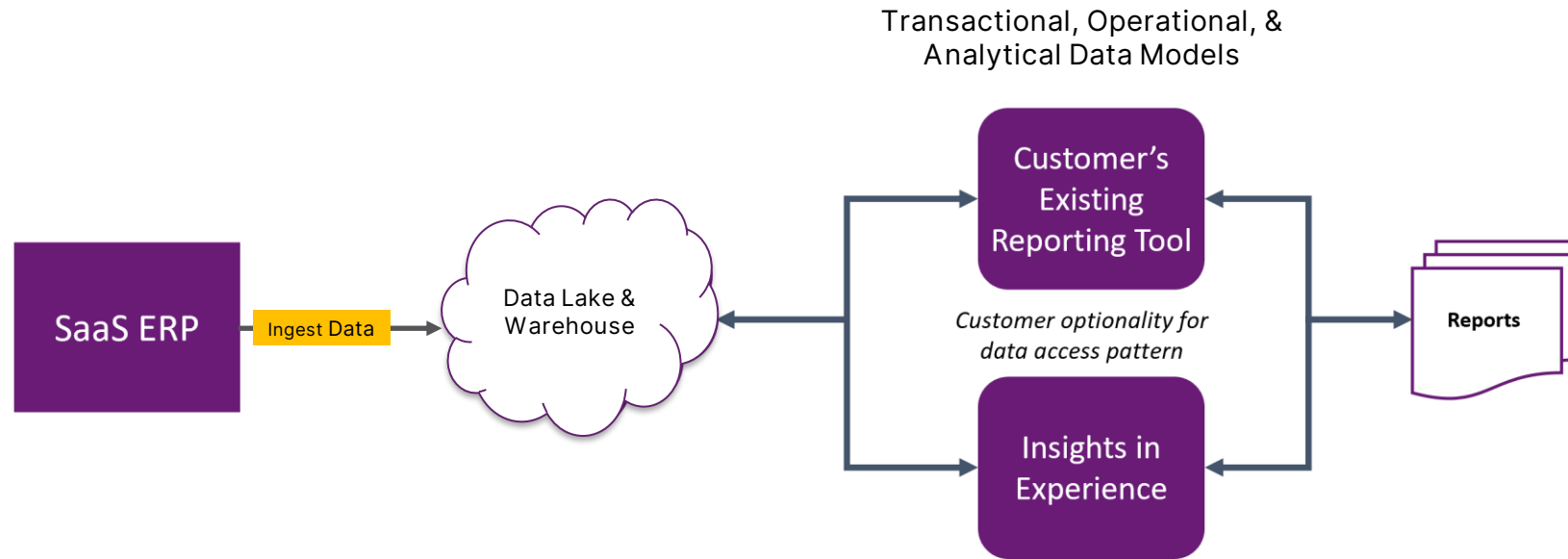
- ✓ Configure network VPN connection
- ✓ Configure data sources to ingest via Admin UI
- ✓ If applicable, point reporting tool to Insights for BYOT



Setup

- ✓ Configure data sources to ingest via Admin UI
- ✓ If applicable, point reporting tool to Insights for BYOT

SaaS Adoption Path





What's Included

Insights Offerings

Foundation

- ✓ Bring Your Own Reporting Tool
- ✓ Data Lake as a Service
- ✓ Data Warehouse as a Service
- ✓ Delivered Operational Transformations

Select

Premium

- ✓ Insights Reporting Tool
- ✓ Out of the Box Reports & Visualizations
- ✓ Delivered Analytical Transformations*
- ✓ Upgraded Infrastructure

Q3 beta

**OOTB advanced analytical data models are a directional 2023 initiative*

Insights Reporting & Analytics (Premium)

Q3 beta

Discover

Explore data sources, filter, customize, and save list-based reports

The Discover interface shows a table of 'Award Recipients' with columns: Name, Email Address, Street, City, and State. The table contains 15 rows of data.

Name	Email Address	Street	City	State
Anthony Abbe	aabbe@brown.edu	PO Box 21049	Malvern	Pennsylvania
Anthony Abbe	aabbe@brown.edu	PO Box 21049	Malvern	Pennsylvania
Amanda C. Ahrens	aahrens@spportal.sungardhe.com	178 Second Avenue	Malvern	Pennsylvania
Anasse Bari	abari@hotmail.com	PO Box 1881	Ifrane	
Awmi Battikhi	abattikhi@disabled.update.com	PO Box 950743	Dubai	
Abigail Jensen	abbyjensen@gmail.com	130 Meldrum Drive	Fort Collins	Colorado
Amy Bennett	abennet1@disabled.update.com	482 Walnut Street	Mount Vernon	Ohio
Amanda Collins	acollins@spportal.sungardhe.com	220 University Pavilion	Cincinnati	Ohio
Allison Crib	acrib@disabled.update.com	9876 Portoria Street	San Francisco	California
Adam Shields	adamshields@aol.com	3394 Rays Way	Tampa	Florida
Robert Aderholt	aderholt@aol.com	3844 Miles Way	Lutz	Florida
Adrian M. Gillespie	AdrianMGillespie@rhyta.com	3004 Meadowview D...	Basye	Virginia
Aretha Franklin	afrank1@disabled.update.com	998 Columbus Drive	Topeka	Kansas
Anne Harper	aharper2@disabled.update.com	6789 W. Thoreau Ave...	Rome	New York
Amanda Hollend	ahollend@spportal.sungardhe.co...	112 County Road 343	Carrizo SprL...	Texas
Amanda Hollend	ahollend@spportal.sungardhe.co...	112 County Road 343	Carrizo SprL...	Texas
Allvson Kesler	akesles1@disabled.update.com	8745 Fall Street	San Francisco	California

Analyze

A range of analytical capabilities to fit your need and expertise (query builder or SQL)

The Analyze interface shows a query builder for 'Award Recipients'. It includes a 'Data' section with 'Academic Outcome', a 'Join data' section with two joins, and a 'Filter' section with 'Academic Year Graduation Desc is not empty'.

Join 1: Academic Outcome (left) on Academic Outcome Person UID (right) = Address Preferred Entity UID (right)

Join 2: Academic Outcome (left) on Academic Outcome Person UID (right) = Person Detail Person UID (right)

Filter: Academic Year Graduation Desc is not empty

Visualize & Collaborate

Save your analysis in the format that works best for you within shared collections with role-based permissions

The Visualize & Collaborate interface shows a bar chart titled 'Award Recipients by Year' and a table titled 'Award Recipients'.

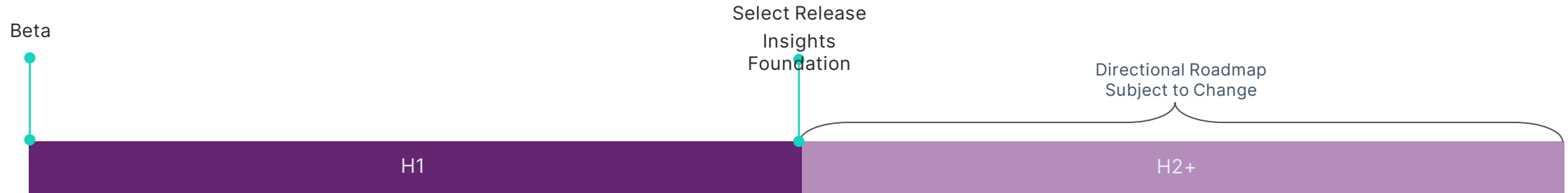
Award Recipients by Year

Academic Year Graduation	Count
2010-2011	64
2011-2012	22
2012-2013	16
2013-2014	27
2014-2015	156
2015-2016	18
2016-2017	5
2017-2018	14
2018-2019	12
2019-2020	7
2020-2021	8
2021-2022	32

Award Recipients

Name	Email Address	Street	City	State	Phone Number	Academic Year Graduat...
Anthony Abbe	aabbe@brown.edu	PO Box 21049	Malvern	Pennsylvania	6105551983	1997-1998
Anthony Abbe	aabbe@brown.edu	PO Box 21049	Malvern	Pennsylvania	6105551983	1998-1999
Amanda C. Ahrens	aahrens@spportal.sungardhe.com	178 Second Avenue	Malvern	Pennsylvania	2157862566	2011-2012
Anasse Bari	abari@hotmail.com	PO Box 1881	Ifrane	-	-	2008-2009
Awmi Battikhi	abattikhi@disabled.update.com	PO Box 950743	Dubai	-	-	2008-2009
Abigail Jensen	abbyjensen@gmail.com	130 Meldrum Drive	Fort Collins	Colorado	9704817272	2009-2010

2022 Roadmap



- ✓ Delivered Ellucian Banner & Degree Works Transactional & Operational Data Models
- ✓ Ability to connect your own reporting tool to Insights Data Warehouse
- ✓ Data admin capabilities to configure, manage, & load source data into data lake
- ✓ Insights in Experience Platform for data analysis & report building
- ✓ Out-of-the-box reporting content to answer common institutional questions

- ✓ Banner multi-institution Operational Reporting
- ✓ Delivered Ellucian Colleague Transactional & Operational data models
- ✓ Delivered Ellucian CRM Transactional data models
- ✓ Point-in-time data capture

Beyond

- ✓ Support for Non-Ellucian relational database sources
- ✓ Initial Analytical Data Models & Capabilities
- ✓ Extensibility Tools to extend and create custom data models
- ✓ Insights as Cards

Feature availability dependent upon packaging



Summary

In Summary



Unified Data Lake
Insights' Data Lake as a Service will enable you to aggregate all your institutional data for reporting & analytics.



Democratize Data
Enables data to be democratized with enterprise licensed self-service reporting and persona driven analytics experiences



Time to Value
Reduced time to value with source ERP data models, OOTB transformations & reports, and the ability to leverage your existing reporting tool & reports.


A More Insightful Future

Ellucian Insights provides the foundation to unlock predictive & embedded insights to optimize student outcomes & institutional efficiencies


Unified Institutional
Data



Machine Learning & AI



Predictive Insights



Questions?

